




## Apparatus Dimensions

The following table lists the dimensions for fire apparatus by class. The Department has four pumpers, one pumper/ladder truck, an aerial platform and five ambulances. The dimensions in the table represent the largest dimension of the trucks.

The pumpers and the aerial have bumpers that extend at least 18" beyond the front of the truck and require additional clearance in a turn. Steep grades require special consideration. The angle of departure is reduced by the length of the overhang (distance from the axle to the front and rear bumpers).

	Pumper	Aerial Platform	Ambulance
			
Overall Length	32'	48'	24' 6"
Overall Width	9' 9"	10' 0"	9'
Height	9' 6"	12' 0"	9' 4"
Wheelbase	16'9"= 201"	21'4"= 256"	14'2"= 170"
GVW	41,000	69,100	20,000
Front Axle	16,500	21,500	8,000
Rear Axle	24,000	47,600 (tandem axle)	13,500
Cramp Angle	33°	34°	50°
S.A.E. Turning Radius	35' 10"	49' 9"	24' 8"
Bumper Swing Clearance	40' 6"	51' 9"	25' 7"
Minimum Inside Turning Radius	24' 6"	44' 9"	
Rear Wheel Base	8.1'	8.2'	7.85'
Rear Tire Width	2'	2.1'	1.5'
Interior Rear Wheel Width	4.1	4	4.85
Front Wheel Base	8.1'	8.1'	7.6'
Front Tire Width	1.2'	1.3'	0.9'
Interior Front Wheel Width	5.7'	5.5'	5.8'
Ground clearance	11"		5"
AASHTO Equivalent Design Vehicle	Single Unit Truck (SU)	Intercity Bus (BUS-14[BUS-45])	Single Unit Truck (SU)