

**2018  
SPRING TOWN  
MEETING**

**SCHOOL ARTICLE  
INFORMATION**

**MAY 7, 2018**

**Article 10: Amherst-Pelham Regional School District Assessment Methodology**

The chart below outlines the calculation of the proposed modified assessment methodology.

Proposed FY 19 Budget	\$	31,815,351
Other Revenue Sources	\$	<u>(11,590,970)</u>
Net to be Assessed	\$	20,224,381

**Step 1**

Phase-in 20% of Statutory Method

	FY19 Minimum Contributions		Assessment
	<b>\$\$</b>	<b>%</b>	<b>20%</b>
Amherst	\$ 9,651,488	81.26%	\$ 1,930,298
Pelham	\$ 532,991	4.49%	\$ 106,598
Leverett	\$ 878,861	7.40%	\$ 175,772
Shutesbury	\$ 813,733	6.85%	\$ 162,747
	<b>\$ 11,877,073</b>	<b>100.00%</b>	<b>\$ 2,375,415</b>

**Step 3**

Add it all together

	<b>\$\$</b>
Amherst	\$ 16,045,304
Pelham	\$ 947,186
Leverett	\$ 1,455,928
Shutesbury	\$ 1,775,964
	<b>\$ 20,224,382</b>

\*\$1 difference due to rounding

**Step 2**

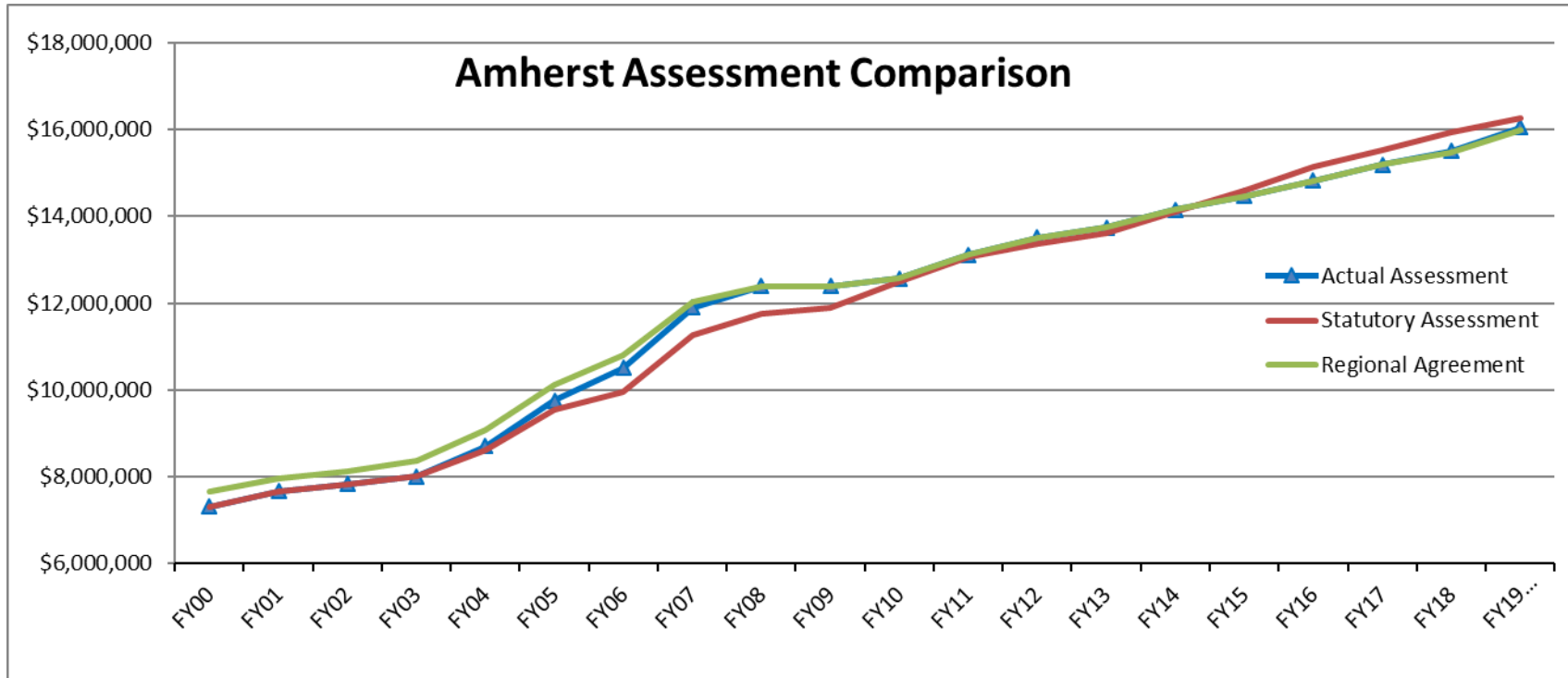
Determine remainder of assessment by regional agreement method

	EQV	\$ 138,188	5 Yr Enroll	Remainder
	<b>%</b>	<b>Capital \$\$</b>	<b>%</b>	<b>\$\$</b>
Amherst	77.83%	\$ 107,552	79.09%	\$ 14,007,454
Pelham	5.92%	\$ 8,181	4.70%	\$ 832,407
Leverett	8.73%	\$ 12,064	7.16%	\$ 1,268,092
Shutesbury	7.52%	\$ 10,392	9.05%	\$ 1,602,825
	<b>100.00%</b>	<b>\$ 138,189</b>	<b>100.00%</b>	<b>\$ 17,710,778</b>

**Information:** Minimum contributions calculated by State each year and reflect a number of variables which include income, property values, foundation budgets/enrollments, municipal revenue growth factors, etc...

**Article 10: Amherst-Pelham Regional School District Assessment Methodology**

The chart below compares the assessment to Amherst under different methodologies.



**Other: Amherst Pelham Regional School District - Other Post-Employment Benefits (OPEB)**

The Amherst Pelham Regional School District has made the following contributions to its OPEB Trust Fund:

FY17 - \$116,469

FY18 - \$82,549

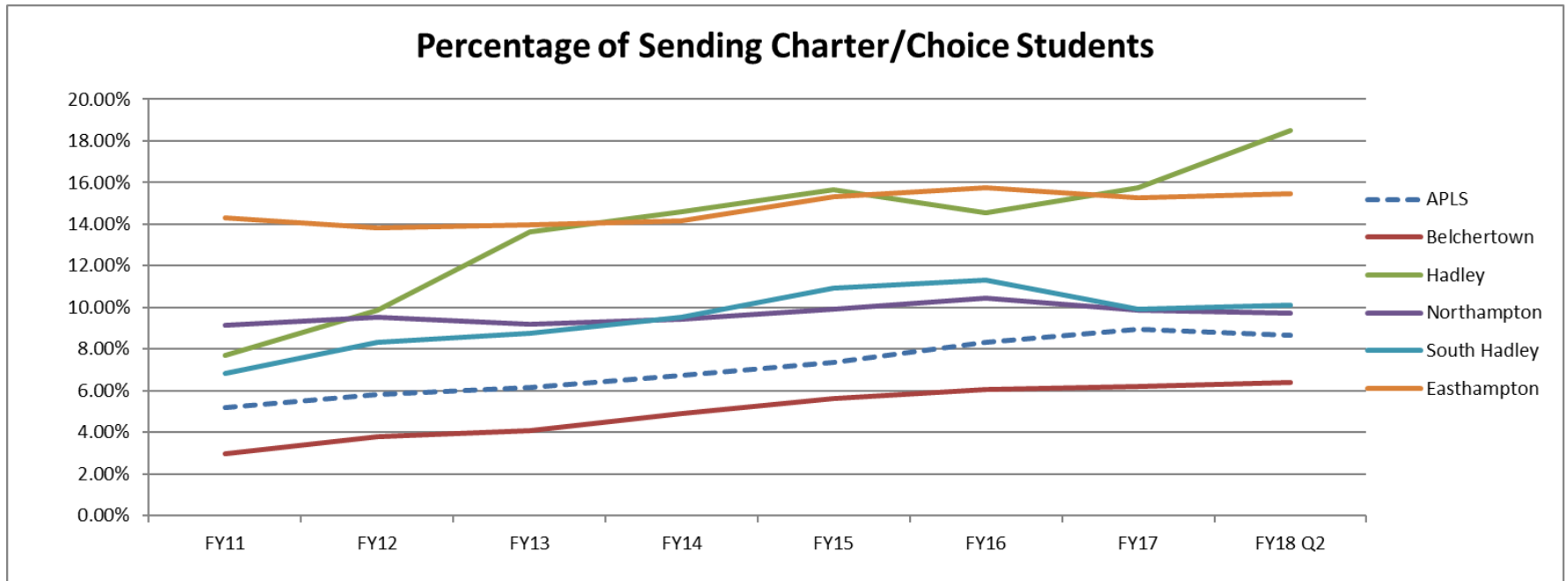
The OPEB Board of Trustees approved a twenty-year funding plan that includes a steady increase in the contribution level (\$5,000 per year). The funding plan was intentionally developed to end around the same time that the District's pension liability is fully funded.

The next goal for the OPEB Board of Trustees is to identify a professional investment group to manage the investment of Trust funds. The Board has interviewed two private groups and is also considering the State's investment management group.

These meetings are public and posted on the school's website. The most recent actuarial reports can be found at:

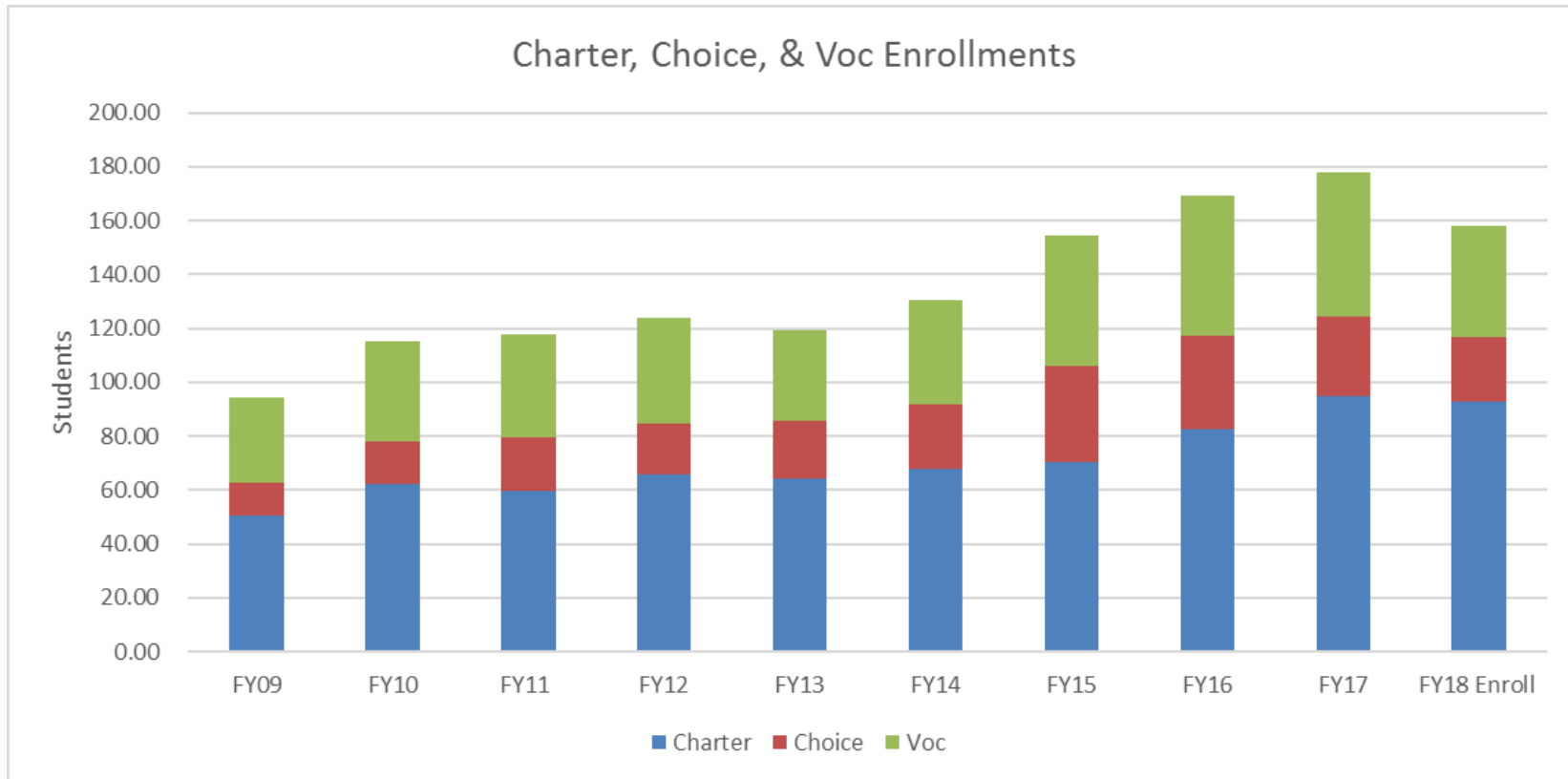
[http://www.arps.org/administration/business\\_office\\_information/reports](http://www.arps.org/administration/business_office_information/reports)

**Other: Charter, Choice, and Vocational Tuitions**



\*APLS represents Amherst, Pelham, Leverett, and Shutesbury K-12

**Other: Charter, Choice, and Vocational Tuitions**



\*Region (grades 7-12) only

**Other: Staffing Data**

**Staffing Data by Race**

**Source: School and District Profiles**

**Massachusetts Department of Elementary and Secondary Education**

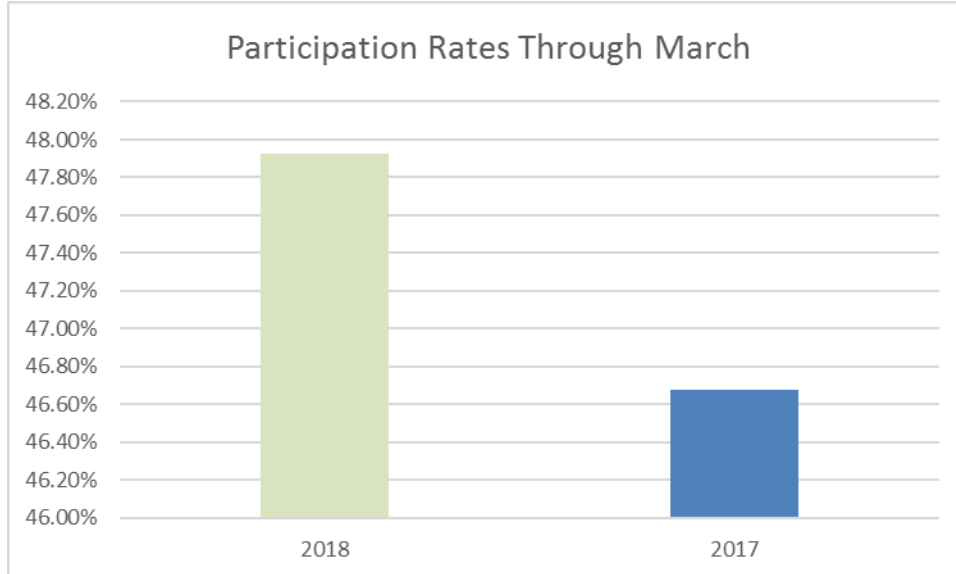
Race	Amherst Public Schools		State 2017
	2016	2017	
African American	4.42%	5.85%	3.76%
Asian	2.94%	2.53%	1.39%
Hispanic	9.01%	9.28%	3.90%
White	82.05%	80.11%	90.28%
Native American	N/A	N/A	0.08%
Native Hawaiian, Pacific Islander	N/A	N/A	0.06%
Multi Race, Non Hispanic	1.58%	2.24%	0.52%
	100.00%	100.00%	100.00%

\* All staff other than custodians, maintenance, and drivers

### Other: Food Service Transition

In early 2017, the School Committee elected to bring the Food Service program back in-house. Ryan Harb was hired as Food Service Director in May to lead the transition. To date, the transition has gone incredibly well and the program is flourishing. Below is a short list of just some of the work completed this year:

- Acquire Project Bread Grant for a guest chef (Chef Sam!) for two days a week throughout the entire year
- Create a brand new, high quality website: Amherstfood.com
- Drastically increase the entire program's diversity from staffing to menu items
- Improvement of overall participation levels and student satisfaction
- Expansion of summer food programming to include more sites and children
- Acquire numerous grants to fund program enhancements
- Implement new debt collection policy cited by the Massachusetts Law Reform Institute as a model policy
- Increase percentage of local and organic food served in the schools
- Build plan to provide universal free breakfast for all elementary students
- Incorporated produce grown by students in school gardens into actual menu item





## **Other Resources**

FY19 School Budget Documents

[http://www.arps.org/about\\_us/district\\_offices/business\\_office/budget\\_information/f\\_y19\\_budget/](http://www.arps.org/about_us/district_offices/business_office/budget_information/f_y19_budget/)

Weekly Newsletters

[http://www.arps.org/about\\_us/district\\_offices/superintendents\\_office/superintendent\\_s\\_newsletter](http://www.arps.org/about_us/district_offices/superintendents_office/superintendent_s_newsletter)

Amherst Regional High School Program of Studies

[http://arhs.arps.org/academics/course\\_registration](http://arhs.arps.org/academics/course_registration)